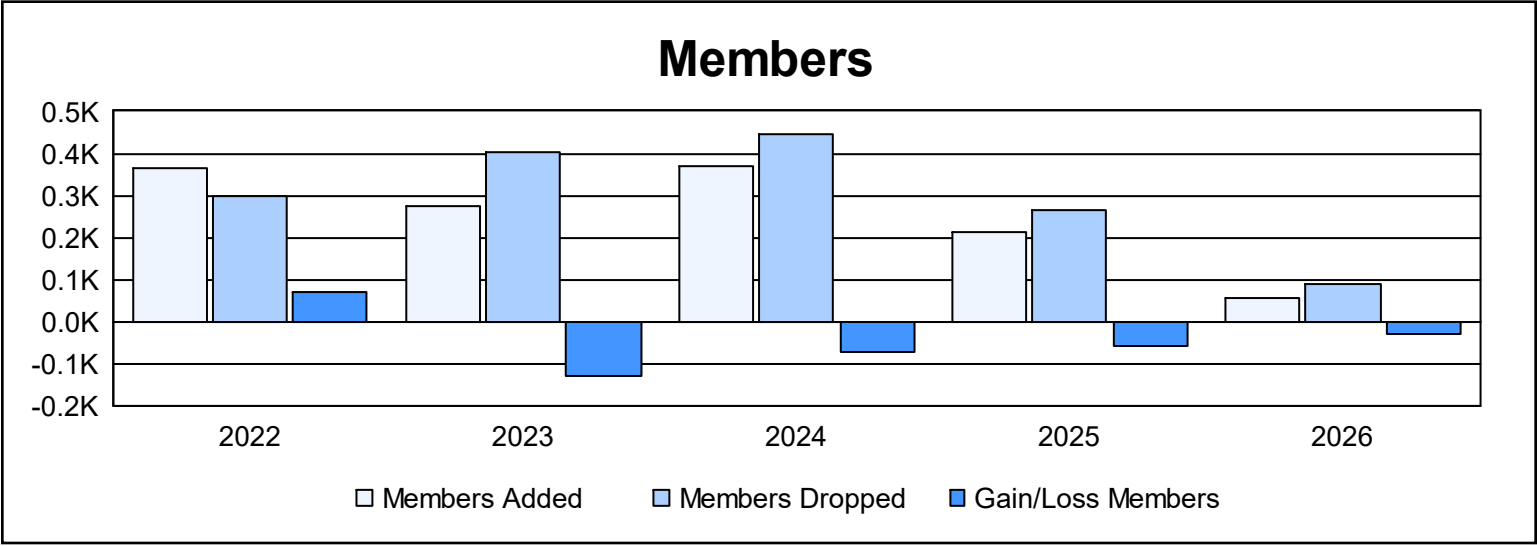
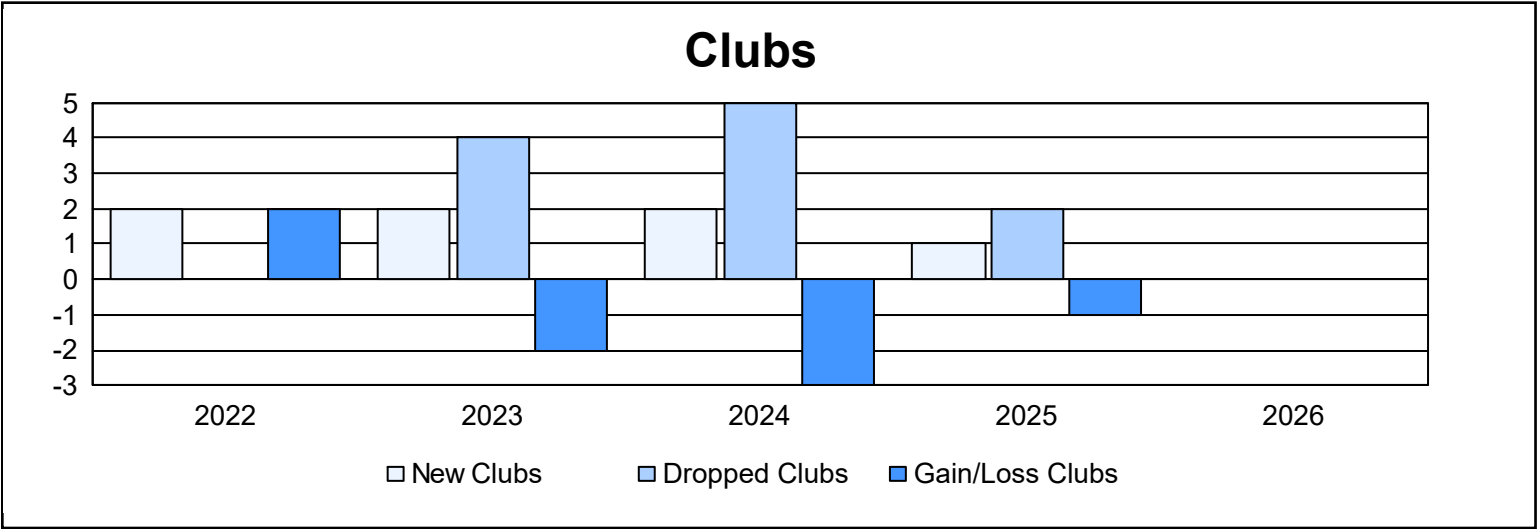
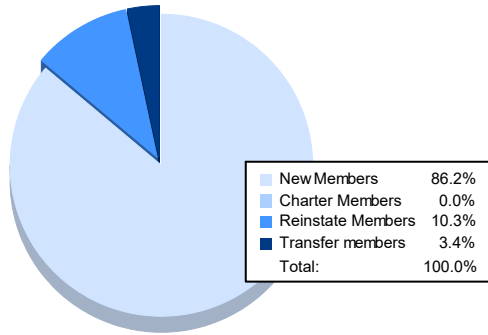


| Year | New Clubs | Dropped Clubs | Gain/ Loss Clubs | New Members | Charter Members | Reinstate Members | Transfer Members | Total Member Added | Total Members Dropped | Gain/ Loss Members |
|-----------|-----------|---------------|------------------|-------------|-----------------|-------------------|------------------|--------------------|-----------------------|--------------------|
| 2021-2022 | 2 | 0 | 2 | 260 | 75 | 22 | 9 | 366 | 297 | 69 |
| 2022-2023 | 2 | 4 | -2 | 186 | 51 | 18 | 18 | 273 | 403 | -130 |
| 2023-2024 | 2 | 5 | -3 | 171 | 108 | 17 | 73 | 369 | 443 | -74 |
| 2024-2025 | 1 | 2 | -1 | 121 | 16 | 58 | 16 | 211 | 267 | -56 |
| 2025-2026 | 0 | 0 | 0 | 50 | 0 | 6 | 2 | 58 | 88 | -30 |
| Average | 1 | 2 | -1 | 158 | 50 | 24 | 24 | 255 | 300 | -44 |



Membership Composition

November 2025 Cumulative



Gender Composition

November 2025 Cumulative

